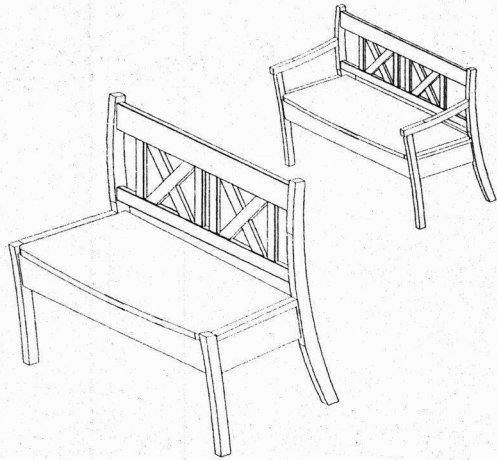


Sitzbankelement mittel



Assembled size / Maße aufgebaut :


Height / Höhe : 870 mm

Width / Breit : 940 mm

Depth / Tiefe : 555mm

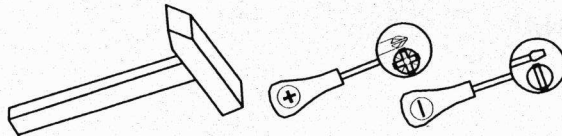
This unit can be assembled by two person.









Aufbau mit zwei Personen.

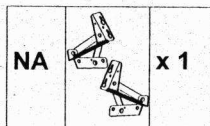


The necessary tools (not included)

Diese dazu benötigten Werkzeuge (ausschliesslich)



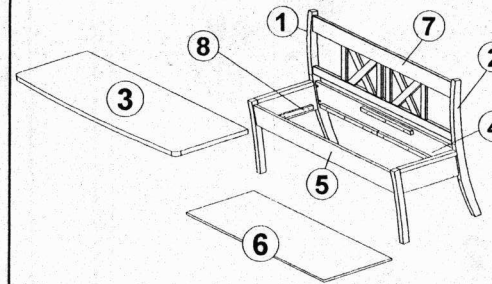
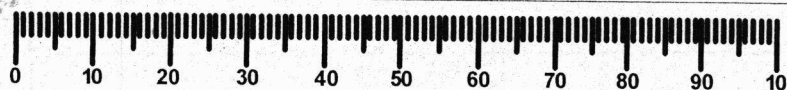
AM	 x 12 Ø10x40	DD	 x 8 Ø4x20 zinc
AR	 x 1 Cable Montage Material Cable	ME	 x 12 Connecting bolt Ø7x39
CB	 x 2 Ø3.6x16 zinc	MF	 x 12 Connecting Ø14x14,5
DG	 x 6 Ø4x35 zinc	MG	 x 12 Pinol scr. M8x8,5



Dear customer.

Here You have possibility of measuring the supplied screws.

Geehrter Kunde.
Hier haben Sie die Möglichkeit die mitgelieferten Schrauben nachzumessen.



Pieces.Nr.	Quantity	Dimensions (mm)		
Teil.Nr.	Anzahl	Maß, mm		
1	1	870	552	40
2	1	870	552	40
3	1	940	460	45
4	1	948	155	40
5	1	948	129	40
6	1	946	408	4
7	1	948	380	25
8	2	360	25	20

